

***NaviPlan® Extended Online/Offline***

General USA version 10.2.0.15

# ***Release Notes***



**NaviPlan**



© 2010 Emerging Information Systems, Inc. ("EISI"). All rights reserved.

No part of this publication may be reproduced or transmitted in any form, by any means (electronic, photocopying, recording, or otherwise) without the written permission of EISI.

The information contained in this document is proprietary and confidential to EISI.

EISI has attempted to make this information as accurate as possible. However, EISI makes no warranties expressed or implied with respect to the accuracy or completeness of the contents. The company specifically disclaims any warranties of merchantability or fitness for any particular purpose and shall in no event be liable for any damages whatsoever, arising out of the use of this information (including but not limited to special, general, incidental, consequential, or other damages).



# Table of Content

Introduction .....	4
Updates to NaviPlan Extended version 10.2.0.15 .....	5
Updates to NaviPlan Extended version 10.2.0.15 .....	5
2010 state tax updates.....	5
Medical legislation rate updates.....	5
Ibbotson updates .....	5
Peterson's Undergraduate Database .....	5
Miscellaneous updates .....	5
Updates to NaviPlan Extended version 10.2.0.14 .....	6
Updates to NaviPlan Extended version 10.2.0.13 .....	7
U.S. federal tax updates for 2010.....	7
Miscellaneous updates .....	7
Updates to reports and graphs.....	8
Updates to NaviPlan Extended version 10.2.0.12 .....	9
2009 state tax updates.....	9
Ability to enter or model Roth conversions .....	9
Ibbotson updates .....	10
Peterson's Undergraduate Database .....	10
Miscellaneous updates .....	10
Updates to reports and graphs.....	10
Updates to NaviPlan Extended version 10.2.0.11 .....	11
Recovery and Reinvestment Act .....	11
Miscellaneous updates and enhancements .....	11



# Release Notes

## ***NaviPlan® Extended Online/Offline***

### General USA version 10.2.0.15

#### Introduction

EISI Release Notes highlight enhancements and updates in our latest NaviPlan Extended (NPE) Online/Offline release.

In this document, you will find information about Online/Offline version 10.2.0.15, as well as details about previous NPE releases dating back to version 10.2.0.11.

Should you wish to learn more about the application or its individual features, please consult any of our NaviPlan product resources. You can choose to rely on the greater detail presented in the Help, or the NaviPlan Extended Online/Offline Reference Guides. Other resources are available at <http://support.eisi.com/extended>

## Updates to NaviPlan Extended version 10.2.0.15

This latest release of NPE Online/Offline includes the following updates and enhancements.

### **2010 state tax updates**

This version of NaviPlan Extended includes state tax rate changes for 2010, including but not limited to up-to-date deduction and credit amounts as well as Social Security amounts.

### **Medical legislation rate updates**

The following medical rate percentage updates are incorporated in this release of NPE, according to legislation enacted in December 2009:

- The Medicare tax for employment and self-employment income is increased by 0.9% beginning in 2013 on any salary greater than \$200,000 (for single filers) or \$250,000 (for joint filers).
- Starting in 2013, a 3.8% Medicare tax will be calculated on the lesser of
  - Net investment income (unearned income), or
  - AGI in excess of \$200,000 (for single filers) and \$250,000 (for joint filers)Cash flow and income tax reports are updated to reflect this new tax.
- Starting in 2013, the threshold for itemized unreimbursed medical expenses deduction will increase from 7.5% to 10%.

### **Ibbotson updates**

Ibbotson asset allocation data, including the Security Classifier database as well as rates of return, is updated with the most recent data available.

### **Peterson's Undergraduate Database**

The Peterson's Undergraduate Database (accessible by clicking *Education Calculator* on the *Goals* section – *Education* category – *Objectives* page) is updated with the most recent college cost data (data source: Peterson's Databases, copyright (2010). Peterson's, a division of Thomson Learning. All rights reserved.).

### **Miscellaneous updates**

- Issues affecting users after importing data from Albridge have been addressed, to ensure that the correct account types are appearing and can be saved on the *Financial Picture* section – *Net Worth* category – *Accounts* page.
- Updates are incorporated to ensure that only users logged on in *Standalone* mode receive a warning message about the expiry of their 30-day evaluation period.

## UPDATES TO NAVIPLAN EXTENDED VERSION 10.2.0.14

This release of NPE Online/Offline included the following updates and enhancements:

- Ibbotson asset allocation data is updated with the most recent data available.
- An updated sample client file, *Sample Client, Joe and Jane*, is available on the *Home* section – *Select Client* category – *Clients* page.
- This release of NPE no longer includes the ability for all NaviPlan Standard (NPS) users to import client files from NPS into NPE. The *Import from NaviPlan Standard* page is not available, in the *Home* section – *Select Client* category, for users who have upgraded to NaviPlan v12 because client files created in v12 cannot be imported.
- Issues affecting the ownership of accounts imported through Albridge Solutions have been addressed.
- The text surrounding the *Asset Class Weightings* tables in the *Comprehensive Analysis* client report is modified to avoid any inaccurate references to asset allocation rebalancing and reallocation.

## UPDATES TO NAVIPLAN EXTENDED VERSION 10.2.0.13

This release of NPE Online/Offline included the following updates and enhancements.

### ***U.S. federal tax updates for 2010***


The following items and amounts are updated to incorporate federal tax updates for 2010 in this release of NPE:

- Updated federal standard deduction amounts for 2010
- Updated federal income tax brackets and associated rates
- Updated pension contribution limits for 2010
- Updated annual gift tax exclusion amounts
- Updated inflation rate values
- Updated itemized deduction phase-outs
- New limits on long-term care premiums
- Updated AMT exemption amounts
- Updated Social Security values
- Updated Social Security bend points for 2010
- New personal exemption amounts

These updated values are incorporated into the related analyses in NPE, as well as into applicable reports, graphs, and the *Planning Assistant*™ tests.

### ***Miscellaneous updates***

- Ibbotson security Asset Classifier updates are incorporated in the NPE Offline application.
- The Peterson's Undergraduate Database (accessible by clicking *Education Calculator* on the *Goals* section – *Education* category – *Objectives* page) is updated with additional and revised college cost data (data source: Peterson's Databases, copyright (2009). Peterson's, a division of Thomson Learning. All rights reserved.).
- NaviPlan Extended Offline is enhanced with an Auto Update feature designed to check for any available updates when the application is launched, and will allow users to easily apply any software updates following this release.
- Updates to the survivor income and estate planning analyses ensure that, in the appropriate years, the clients' assets receive the applicable cost basis step-up or cost basis carryover, including simultaneous death scenarios in 2010.
- The ability to roll up holdings at the account level when importing accounts or plans is now available. In the *Financial Picture* section – *Net Worth* category – *Accounts* page – *Import Accounts* dialog box, the *Roll Up Holdings* check box is available in Level 2 Plans. When selected, accounts are imported as simple accounts, without holdings. For more details on this feature, access the Help in NaviPlan Extended.

- 
- Updates to internal processes have been made to help ensure compliance with open-source and third-party licensing requirements in NaviPlan.
  - Issues affecting transfers between qualified assets, when the holding details of the source or destination asset are accessed, have been addressed to ensure that these transfers are no longer removed from the plan.

### ***Updates to reports and graphs***

- The text regarding tax legislation in 2010 is updated in the Tax Considerations page in NaviPlan client reports.
- In NPE Offline, errors that occur when users generate the *Comprehensive Analysis* client report with all report sections selected have been addressed.
- Changes to the *Estate Planning Flowchart* report (accessible from the *Results* section – *Additional Reports* – *Estate Planning* category – *General* page) are incorporated to ensure that more accurate funding results are displayed in the CST node.

## UPDATES TO NAVIPLAN EXTENDED VERSION 10.2.0.12

This release of NPE Online/Offline included the following updates and enhancements.

### **2009 state tax updates**

This version of NaviPlan Extended includes state tax rate changes for 2009, including but not limited to up-to-date deduction and credit amounts as well as Social Security amounts

### **Ability to enter or model Roth conversions**

On the *Financial Picture* section – *Net Worth* category – *Accounts* page, a new dialog box is available to allow users to enter any conversions of their clients' IRA accounts to Roth IRAs in 2010 which occurred prior to the plan date. The *Previous 2010 Roth Conversions* dialog box is accessible by clicking the *2010 Roth Conversions* button on the *Accounts* page.

Owner*	2010 Taxable Conversion Amount*	Delete
Joe	\$9,000	X


*Financial Picture* section – *Net Worth* category – *Accounts* page – *Previous 2010 Roth Conversions* dialog box

On the *Strategies* section – *Strategies* category – *Transfers* page, planners can model the benefits of converting their clients' IRA accounts to Roth IRA accounts. Clicking the *Details* button opens the *Transfer Strategy* dialog box. In this dialog box, selecting the *Defer Taxes* check box allows users to model the advantages of deferring the resulting taxes to the years 2011 and 2012, rather than paying any resulting taxes in full in the year of conversion.

**Asset Information**  
Source Asset: Default Holding (Joe/IRA)  
Destination Asset: Default Holding (Joe/Roth IRA)

**Transfer Information**  
 Fixed Amount: \$0  Date Effective: Jan 2 2010  
 Transfer % of Market Value: 100%  Triggered by the following occurrence: Other  
 Defer Taxes

*Strategies* section – *Strategies* category – *Transfers* page – *Transfer Strategy* dialog box (showing *Defer Taxes* check box)



For more information on entering and modeling Roth IRA conversions in NaviPlan, access the Help in NaviPlan Extended.

### ***Ibbotson updates***

Ibbotson asset allocation data, including the Security Classifier database as well as rates of return, is updated with the most recent data available.

### ***Peterson's Undergraduate Database***

The Peterson's Undergraduate Database (accessible by clicking *Education Calculator* on the *Goals* section – *Education* category – *Objectives* page) is updated with the most recent college cost data (data source: Peterson's Databases, copyright (2009). Peterson's, a division of Thomson Learning. All rights reserved.).

### ***Miscellaneous updates***

- InstallShield® is upgraded to the 2010 version
- Security field analysis is completed and security updates are incorporated
- Updates in accordance with FINRA recommendations are incorporated
- The latest CrypKey files (copyright CrypKey (Canada) Inc.) are incorporated in this release of NaviPlan to address intermittent authorization issues some users may have had when running the Microsoft® Windows 7 operating system and NaviPlan on the same computer
- Other issues affecting compatibility with Microsoft® Windows 7 are addressed
- CrypKey authorizations issues affecting Symantec users are resolved
- The *Owner* field on the *Financial Picture* section – *Net Worth* category – *Accounts* page is updated to allow users to edit this field for all imported accounts
- The treatment of trust gift amounts in NaviPlan is updated to evenly distribute the gift amount to all selected trust beneficiaries in the plan, rather than by a percentage amount

### ***Updates to reports and graphs***

- Roth IRA conversions details are incorporated into applicable reports and graphs in this new version of NaviPlan
- Other miscellaneous text and visual enhancements are included in the reports and graphs in this new version of NaviPlan

## UPDATES TO NAVIPLAN EXTENDED VERSION 10.2.0.11

This release of NPE Online/Offline included the following updates and enhancements.


### ***Recovery and Reinvestment Act***

In response to the Recovery and Reinvestment Act, the following tax changes for 2009 are incorporated in NaviPlan Extended:

- Updated AMT exemption amounts and levels
- Increased refundable portion of the child tax credit for 2009 and 2010
- New support for the ability to apply personal non-refundable credits to offset AMT as well as regular tax

### ***Miscellaneous updates and enhancements***

- Social Security bend point updates for 2009 include updated AIME and PIA factors used in calculating benefits in NaviPlan
- Ibbotson security classifier data is updated with the most recent data available
- Mortality tables used in NaviPlan for trust calculations are updated with the most recent data available (TABLE 2000CM)
- The *Strategies* section – *Strategies* category – *Transfers* page is updated to ensure that asset transfers entered for life insurance proceeds are saved and retain their settings when the user navigates away from the page
- Issues affecting some users when navigating to the pages in the *Goals* section – *Survivor Income* category are resolved
- Updates are incorporated to ensure more accurate asset class weightings details for the current portfolio
- The data-scrub feature in NPE is updated to ensure that asset classes and investor profiles do not appear in scrubbed client files
- Non-qualified annuities bequested to an heir or charity, and qualified annuities where the beneficiary is an heir or charity, are now being used for estate settlement
- In years when there is no federal estate tax, NaviPlan now calculates the taxable estate amount for the purpose of calculating state death taxes
- In plans where the clients are married filing jointly, and either the client or co-client owns a 529 plan that is not exempt from state income taxes, if redeeming from the account would cause a non-account owner to incur taxes, these taxes are now covered by accounts linked to the education goal
- Discrepancies in the *Estate Planning Tax Option Detailed Comparison* table for the *No Sunset* tax option (relating to state taxes and IRD) are addressed
- *Long-Term Care* recommendations available on the *Results* section – *User Defined Text* category – *User Defined Text* page for client reports are updated

- 
- When analyzing simultaneous death scenarios, amounts related to income taxes paid from the estate and liquidity needs are now correctly reflected in reports
  - Amounts related to the value of a marital trust in the gross estate of the second to die when analyzing simultaneous death, as well as trust funding amounts related to the GSTT exemption, are reflected correctly in the *Gross Estate and Liabilities* report (*Results – Additional Reports – Estate Planning – General*) and other estate planning reports
  - When analyzing simultaneous death, amounts reported in the *Estate Planning Tax Details* report (*Results – Additional Reports – Estate Planning – General*) in regards to estate liquidity needs now correctly reflect the available assets